



# Year 2 Parent/Carer Information Session

# Aims of this session:

- ▶ Read, Write, Inc and how we teach phonics
- ▶ Mastery Maths
- ▶ Topics covered this year
- ▶ Knowledge Organisers
- ▶ Christian Values and Rights
- ▶ PE - Sports for Tots
- ▶ Sustainability lessons
- ▶ Family Liaison Officer and SEND
- ▶ Chartwells - school meal provider

Any questions pop in the chat box and we will come to them throughout the session.

Teach a child to read and keep that child reading [and talking]  
and we will change everything.

**And I mean everything.**

► *Jeanette Winterson*

# Recap: What is Read Write Inc. Phonics?

## Systematic approach



# How does RWI teach reading?

## Simple Speed Sounds

### Consonant sounds – stretchy

f	l	m	n	r	s	v	z	sh	th	ng
										nk

### Consonant sounds – bouncy

b	c	d	g	h	j	p	qu	t	w	x	y	ch
	k											

### Vowel sounds – bouncy

a	e	i	o	u	ay	ee	igh	ow
---	---	---	---	---	----	----	-----	----

### Vowel sounds – stretchy

### Vowel sounds – stretchy

oo	oo	ar	or	air	ir	ou	oy
----	----	----	----	-----	----	----	----

# Blending using Fred Talk



# Fred Talk



# Storybooks





# How does Read Write Inc. teach spelling?

## Fred Fingers

Consonant sounds – stretchy

f	l	m	n	r	s	v	z	sh	th	ng
										nk

Consonant sounds – bouncy

b	c	d	g	h	j	p	qu	t	w	x	y	ch
	k											

Vowel sounds – bouncy

a	e	i	o	u	ay	ee	igh	ow
---	---	---	---	---	----	----	-----	----

Vowel sounds – stretchy

Vowel sounds – stretchy

oo	oo	ar	or	air	ir	ou	oy
----	----	----	----	-----	----	----	----



# Year 2 - Complex Speed Sounds chart

## Consonant sounds

f	l	m	n	r	s	v	z	sh	th	ng
ff	ll	mm	nn	rr	ss	ve	zz	ti		nk
ph	le	mb	kn	wr	se		s	ci		
					c		se			
					ce					

b	c	d	g	h	j	p	qu	t	w	x	y	ch
bb	k	dd	gg		g	pp		tt	wh			tch
	ck				ge							
	ch				dge							

## Vowel sounds

a	e	i	o	u	ay	ee	igh	ow
	ea				<u>a-e</u>	<u>e-e</u>	<u>i-e</u>	<u>o-e</u>
					ai	y	ie	oa
						ea	i	o
						e	y	

oo	oo	ar	or	air	ir	ou	oy	ire	ear	ure
<u>u-e</u>			oor	are	ur	ow	oi			
ue			ore		er					
ew			aw							
			au							

# What should my child read at home?

## RWI Storybooks and Book Bag Books







# Phonics Screening Check - Year 1

- ▶ All children in Year 1 throughout the country will all be taking part in a phonics screening check in June.
- ▶ The phonics screening check is designed to confirm whether children have learnt phonic decoding and blending skills to an appropriate standard.
- ▶ The test contains 40 words. Each child will sit one-to-one and read each word aloud to a teacher. The test will take approximately 10 minutes per child.
- ▶ Children are tested on 20 real words and 20 non-sense words.
- ▶ We decide whether it is appropriate for children to take the phonics screening check.
- ▶ Reporting to parents: By the end of the summer term all schools must report each child's results to their parents. They will also confirm if the child has met the standard threshold. Children who do not achieve the expected level will retake the test when they are in Year 2.

**Due to COVID-19 pandemic Year 2 children will take the test in the autumn term as this did not happen nationally when they were in Year 1.**

Practice sheet: Real words	
in	
at	
beg	
sum	

Practice sheet: Pseudo words	
ot	
vap	
osk	
ect	

# How can I help at home?

## Storytime

- Read *to* your children
- Ask lots of questions and share opinions
- ▶ You're never too old, too wacky, too wild, to pick up a book and read to a child.

▶ *Dr Seuss*



# How can I help at home?

## Talking

- ▶ **Talk** to your child as much as possible and ‘feed’ them new and ambitious vocabulary.

“Let’s **eat** our lunch now.”

“Let’s **munch** our lunch now.”

“Let’s **scoff** our lunch now.”

“Let’s **devour** our lunch now!”

You’re looking ... not just... but...

# How can I help at home?

## Vocabulary

- ▶ Enrich conversations through description:

*“Look at that rain. It looks like little diamonds sparkling on the window pane!”*

- ▶ Have fun with words and language.

*“I’m as hot as a spud in a cooking pot!”*

- ▶ Praise your child for using new words or interesting phrases
- ▶ Use same terminology as school - pure sounds, Fred talk, Fred Fingers



# Talk for Writing

- ▶ Imitate – Talk the text and story mapping
- ▶ Innovate – change the text
- ▶ Invent – write our own version





# Questions from the Chat Box



# Maths



## Lesson progression

- ▶ Discover
- ▶ Share
- ▶ Think together
- ▶ Practise
- ▶ Reflect

# Maths



## Key Instant Recall Facts Year 1 – Autumn 1

I know number bonds for each number to 6. By the end of this half term, children should know the following facts. The aim is for them to recall these facts instantly.

$0+1=1$	$0+4=4$	$0+6=6$
$1+0=1$	$1+3=4$	$1+5=6$
	$2+2=4$	$2+4=6$
$0+2=2$	$3+1=4$	$3+3=6$
$1+1=2$	$4+0=4$	$4+2=6$
$2+0=2$		$5+1=6$
	$0+5=5$	$6+0=6$
$0+3=3$	$1+4=5$	
$1+2=3$	$2+3=5$	
$2+1=3$	$3+2=5$	
$3+0=3$	$4+1=5$	
	$5+0=5$	

### Key Vocabulary

What is 3 **add** 2?

What is 2 **plus** 2?

What is 5 **take away** 2?

What is 1 **less than** 4?

They should be able to answer these questions in any order, including missing number questions e.g.  $3 + \bigcirc = 5$  or  $4 - \bigcirc = 2$ .

# Topics - Year 2

Autumn term

Down in the Jungle

Spring term

Out of this World

Summer term

Digging Deep

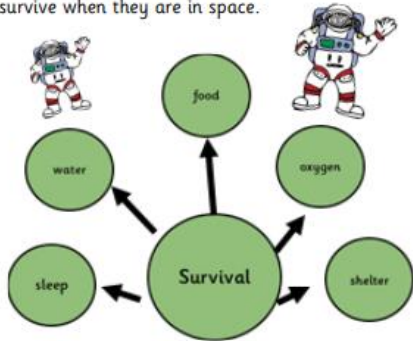
# Knowledge Organisers – sticky knowledge

## Year 2 Knowledge Organiser – Out of This World

What I learnt last year that will help me this year.  
Learnt the names of some materials.  
Learnt about the terms- past, present and future.

### Survival needs

We will learn about the key needs that animals and humans need to survive. We will then look at these 5 key needs and consider how astronauts survive when they are in space.



### Order of the planets

We will be learning about the eight planets in our solar system and finding out what each planet is like.



We will learn a mnemonic to help us remember the order of the planets.

My (Mercury)  
Very (Venus)  
Excited (Earth)  
Monkey (Mars)  
Just (Jupiter)  
Sits (Saturn)  
Under (Uranus)  
Noses (Neptune)



**Survival:** to remain alive.

**Space:** the place beyond the earth's atmosphere.

**Solar system:** the sun, and everything that orbits, or travels around the sun.

**Planet:** large, natural objects that travel around stars.

**Moon:** large, natural object that travels around the earth.

**Astronaut:** a person who is specially trained to travel into outer space.

**Material:** a substance that is used to make something, e.g. wood, glass, metal.

### The Apollo 11 Moon Landing



We will be learning about the historic moon landing when people first walked on the moon. Here are some interesting facts about the moon landing:

- On the morning of July 16<sup>th</sup> 1969, the United States of America got ready to launch its Saturn V rocket.
- The three astronauts on board were: Neil Armstrong, Michael Collins, and Edwin "Buzz" Aldrin.
- They took 4 days to reach the moon.
- On July 20<sup>th</sup> 1969, Neil Armstrong became the first human to step foot on the moon.



### Materials

There are many different materials all around us. Some are man-made and some are natural. We will be learning about the properties of a variety of materials and how materials are used.

#### Wood

Wood comes from trees so it is a natural material.



#### Metal

Metal comes from rocks. It is strong and hard.



#### Plastic

Plastic is man-made. It is easy to wash and cheap to make.



#### Glass

Glass is made from very fine sand. It is man-made.



We will carry out some experiments to discover the best material to make a rocket out of.

**Man-made:** made by people rather than nature.

**Natural:** made by nature rather than humans.

**Properties:** what a material is like and how it behaves.

### Peter Thorpe

We will learn about the artist Peter Thorpe and make some space pictures in his style.



# Core Christian Values

Faith

Love

Respect

Perseverance

Forgiveness





# Character Stories



Badges and Worship Leaders



# Rights Respecting School - Rights of the Child

- ▶ Right to a Voice
  - ▶ Right to a Faith
  - ▶ Right to an Education
  - ▶ Right to be the Best we can be
  - ▶ Right to Relax and Play.
- 
- ▶ School Council Rights Ambassadors





# Sports4Tots with Nick





# Sustainability lessons



## Pastoral and SEN Support

- ▶ Family Liaison Officer and Trauma Practitioner- Miss Smith

[tsmith@rainbowacademy.org.uk](mailto:tsmith@rainbowacademy.org.uk)

- ▶ SENCO - Mrs Stephens

[nstephens@rainbowacademy.org.uk](mailto:nstephens@rainbowacademy.org.uk)



# Chartwells - School Meal Provider



Lunch Menu Week 2 - Mains					
	Monday	Tuesday	Wednesday	Thursday	Friday
<b>Hot Main Dish</b>	Veggie Bolognese ** <sup>(V)</sup> Penne pasta in a yummy tomato and Quorn sauce	Allegra's Chicken Katsu ** Served with Wholemeal Rice*	Roast Turkey with Roast Potatoes and Gravy Succulent roast turkey with fluffy roasties and tasty gravy	Cottage Pie ** A classic cottage pie with veg and gravy	Golden Fish Fingers and Chips Crispy Fish Fingers and scrummy chips
<b>Alternative Dish</b>	Cheese and Tomato Pizza ** with Dough Balls (V) Cheesy Tomato Topped Pizza Slice	Allegra's Oodles of Noodles <sup>(V)</sup> Veggie Noodles	Creamy Vegetable Pie (V) with Roast Potatoes and Gravy Creamy vegetable pie with a cheesy shortcrust topper	Mild Chickpea and Potato Curry (V) ** Served with Wholemeal	Tomato Veggie Burger with Chips (V) A delicious homemade veggie burger
<b>Salads</b>	A Selection of Fresh Salads including Lettuce, Cucumber, Tomato, Grated Carrot.				
<b>Jacket Potato</b>	Jacket Potato available Tuesday and Thursday With A Choice Of Fillings				
<b>Vegetables</b>	Carrot Sticks Cucumber Sticks	Peanut Broccoli	Carrots Cabbage	Green Beans Sweetcorn	Baked Beans Peas
<b>Desserts</b>	Flapjack with Fruit Slices*	Peach Shortbread Pudding* & Custard	Raspberry yoghurt cake	Fruity Chocolate Brownie	Vanilla Ice-Cream
Cool Water, Fresh Fruit, Freshly Baked Bread and Yoghurt available daily *Fruit Based. **Wholegrain ***Only Fish (V) Vegetarian					